



Spotting, Tight Spaces, Baseboards, Stairs

The Talon Edger Floor Machine is designed to scrub built-up dirt in corners and on baseboards without bending and back-breaking effort. Scrub with pads or with optional bonnets or brushes. Includes the pad driver and an assorted pad startup kit.

Power

- 1/8 HP, DC motor
- 115V, 50/60 Hz power
- 50 ft., (16-3) SJT detachable 2-piece power cord

Drive System

- Enclosed, durable gear belt drives brushes and pads at 500 RPM

Engineered Design

- 2 sizes - 6" and 8" pad drivers
- Handle height adjusts from 47" to 52" with locking pin
- Heavy-duty molded housing is virtually indestructible
- The metal handle collapses over for easy transport and storage
- Unique Mag-Lok™ holds pad drivers and brushes to machine without the need for tools
- Optional bristle brushes, pads and bonnets driver

Safety Features


- Built with UL approved components




Red Scrub (5)
6" AS009-CS
8" AS009-8CS



White Polish (5)
6" AS011-CS
8" AS011-8CS



Black Strip (5)
6" AS010-CS
8" AS010-8CS



Pad Driver (1)
6" AS003-6
8" AS003-8




Nylon (1)
6" AS002-6
8" AS002-8



Grit (1)
6" AS005-6
8" AS005-8



Nylon Edger (1)
6" AS002-6
8" AS002-8



Grit Edger(1)
6" AS005-6
8" AS005-8



Bonnet (6)
6" AS008-6
8" AS008-8



ELKHART, IN




Specifications

Model #	Talon-6	Talon-8
Part #	F0036-115-BLK	F0036-116-8BLK
Motor	1/8 HP, 115V DC	1/8 HP, 115V DC
Power	115V, 60 Hz	115V, 60 Hz
Brush Size	6"	8"
Amp Draw	1.1 Amp	1.1 Amp
Brush Speed	500 RPM	500 RPM
Power Cord	50 ft., (16-3) SJT 2-Piece	50 ft., (16-3) SJT 2-Piece
Size	6"x11"x47" Adjustable to 52"	8"x11"x47" Adjustable to 52"

Subject to Change Without Notice



Talon Scrubs in
Tight Spaces



3 Steel Drive Pins Mount
Brushes/Pad Driver



Adjustable Handle Height
Locks to Position